



Ruby

### Veneer

CHERRYMAN veneers are selected from premium grade qualities. Veneers are flat cut and slip matched. Every possible effort is made to ensure color continuity. Differences can, however, occur due to the natural variations in tone and color of wood veneers. The Ruby Collection is offered in one finish:

**CHER** Paprika Cherry

### Finish

CHERRYMAN's finish provides superior strength with enhanced stain and mar resistance for easy maintenance. Veneers are finished utilizing a satin sheen and CHERRYMAN's closed pore standard.

### Samples

CHERRYMAN provides samples for all wood and laminate finishes.

### Construction. tops and support panels

Tops are 1-1/8" thick and feature a solid wood profiled edge on all four sides. Both tops and panels use a 3 ply balanced construction. All support panels include adjustable levelers.

### Construction. cases

All cases are constructed utilizing 3 ply balanced panels. Adjustable levelers are provided in all cases.

### Construction. drawers

Drawers are constructed utilizing multi ply wood panels coated with a clear finish. All drawers are fitted with full extension, metal ball bearing slides. File drawers are provided with a filing system accommodating both letter and legal filing.

### Construction. guest chairs

All guest chairs are constructed of solid hardwood. The finishes offered match the casegoods collections. The chairs are upholstered in black fabric.

### Locks

All pedestals and laterals with drawers include a front mounted gang lock. All units are keyed alike. Requests for different keying can be accommodated for an upcharge.

### Pulls

The Ruby Collection finger pull matches the casegoods finish.

### Grommets

Grommets for cables are provided in bridges, credenzas and hutches.

### Product Assembly. wood collections

Most CHERRYMAN product is shipped in a *Ready to Assemble* state. The carton count for each item is provided in the price list.

The following items are *Ready to Assemble* with the aid of cam lock connectors and pre drilled holes:

- desks
- returns / bridges
- bridge credenzas / kneespace credenzas
- conference tables
- bookcases

The following items are *Pre Assembled* requiring placement only:

- pedestal storage
- lateral storage
- full credenzas
- vertical storage
- hutch storage
- wall mount storage
- presentation boards

### Product Ordering

Each collection is divided into a *Configurations*, followed by a *Components* section in this specification guide. For ease of ordering with one product number, the *Configurations* section lists complete units and configurations and includes:

- desks with pedestals
- full credenzas / kneespace credenzas
- L desks / U desks
- U desks with hutch storage
- U desks with hutch and vertical storage

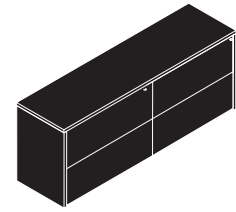
The *Components* section enables the ordering of individual items where alternate storage choices and / or alternate sizes of units are required. This section includes:

- desk shells
- return shells
- bridges
- bridge credenza shells
- pedestal storage
- lateral storage
- hutch storage
- vertical storage
- bookcases
- conference tables
- occasional tables
- guest chairs
- accessories



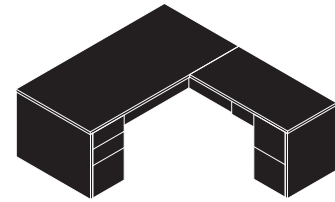
# CHERRYMAN

## Ruby Collection



Credenza. 2f / 2f

Product Code	D	W	H	Weight lbs.	Cubic ft.	Cartons
<b>RU-206N</b>						
<i>credenza</i>	20	71¾	29	114	5.89	1
<i>ped 2f</i>	18½	34⅝	27½	94	13.38	1
<i>ped 2f</i>	18½	34⅝	27½	94	13.38	1



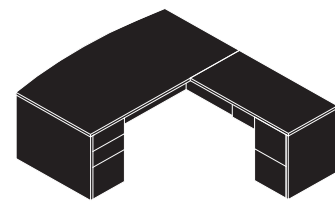
L-Desk. Rectangular  
non-handed

<b>RU-207N</b>	<i>left or right</i>					
<i>desk</i>	30	66	29	144	5.93	1
<i>ped 2b1f</i>	24½	15½	27½	71	7.21	1
<i>return</i>	24	42	29	78	3.61	1
<i>ped 2f</i>	18½	15½	27½	56	5.50	1

<b>RU-208N</b>	<i>left or right</i>					
<i>desk</i>	30	66	29	144	5.93	1
<i>ped 2b1f</i>	24½	15½	27½	71	7.21	1
<i>return</i>	24	48	29	82	4.03	1
<i>ped 2f</i>	18½	15½	27½	56	5.50	1

<b>RU-209N</b>	<i>left or right</i>					
<i>desk</i>	36	71¾	29	179	7.55	1
<i>ped 2b1f</i>	24½	15½	27½	71	7.21	1
<i>return</i>	24	42	29	78	3.61	1
<i>ped 2f</i>	18½	15½	27½	56	5.50	1

<b>RU-210N</b>	<i>left or right</i>					
<i>desk</i>	36	71¾	29	179	7.55	1
<i>ped 2b1f</i>	24½	15½	27½	71	7.21	1
<i>return</i>	24	48	29	82	4.03	1
<i>ped 2f</i>	18½	15½	27½	56	5.50	1




L-Desk. Bowfront  
non-handed

<b>RU-211N</b>	<i>left or right</i>					
<i>desk</i>	35¾/39	71¾	29	179.7	8.20	1
<i>ped 2b1f</i>	24½	15½	27½	70.5	7.21	1
<i>return</i>	24	42	29	78.0	3.61	1
<i>ped 2f</i>	18½	15½	27½	55.1	5.50	1

<b>RU-212N</b>	<i>left or right</i>					
<i>desk</i>	35¾/39	71¾	29	180	8.20	1
<i>ped 2b1f</i>	24½	15½	27½	71	7.21	1
<i>return</i>	24	48	29	82	4.03	1
<i>ped 2f</i>	18½	15½	27½	56	5.50	1

# CHERRYMAN

## Ruby Collection



L-Desk. Bowfront CC  
right variation shown

Product Code	D	W	H	Weight lbs.	Cubic ft.	Cartons
<b>RU-213L</b>	<i>left</i>					
<i>desk</i>	30/42	71¾	29	178	9.86	1
<i>ped 2b1f</i>	24½	15½	27½	71	7.21	1
<i>return</i>	24	36	29	67	3.12	1
<i>ped 2f</i>	18½	15½	27½	56	5.50	1
<b>RU-213R</b>	<i>right</i>					
<i>desk</i>	30/42	71¾	29	178	9.86	1
<i>ped 2b1f</i>	24½	15½	27½	71	7.21	1
<i>return</i>	24	36	29	67	3.12	1
<i>ped 2f</i>	18½	15½	27½	56	5.50	1

<b>RU-214L</b>	<i>left</i>					
<i>desk</i>	30/42	71¾	29	178	9.86	1
<i>ped 2b1f</i>	24½	15½	27½	71	7.21	1
<i>return</i>	24	42	29	78	3.61	1
<i>ped 2f</i>	18½	15½	27½	56	5.50	1

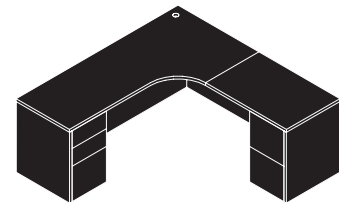
<b>RU-214R</b>	<i>right</i>					
<i>desk</i>	30/42	71¾	29	178	9.86	1
<i>ped 2b1f</i>	24½	15½	27½	71	7.21	1
<i>return</i>	24	42	29	78	3.61	1
<i>ped 2f</i>	18½	15½	27½	56	5.50	1

<b>RU-215L</b>	<i>left</i>					
<i>desk</i>	30/42	71¾	29	178	9.86	1
<i>ped 2b1f</i>	24½	15½	27½	71	7.21	1
<i>return</i>	24	48	29	82	4.03	1
<i>ped 2f</i>	18½	15½	27½	56	5.50	1

<b>RU-215R</b>	<i>right</i>					
<i>desk</i>	30/42	71¾	29	178	9.86	1
<i>ped 2b1f</i>	24½	15½	27½	71	7.21	1
<i>return</i>	24	48	29	82	4.03	1
<i>ped 2f</i>	18½	15½	27½	56	5.50	1

# CHERRYMAN

## Ruby Collection

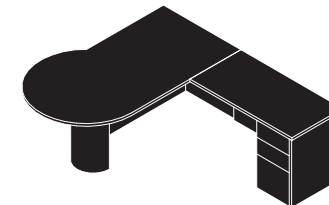


L-Credenza CC  
right variation shown

Product Code		D	W	H	Weight lbs.	Cubic ft.	Cartons
<b>RU-216L</b>	<i>left</i>						
	<i>credenza</i>	24/36	71¾	29	148	7.55	1
	<i>ped 2b1f</i>	18½	15½	27½	58	5.50	1
	<i>return</i>	24	36	29	67	3.12	1
<b>RU-216R</b>	<i>right</i>						
	<i>credenza</i>	24/36	71¾	29	148	7.55	1
	<i>ped 2b1f</i>	18½	15½	27½	58	5.50	1
	<i>return</i>	24	36	29	67	3.12	1
<b>RU-217L</b>	<i>left</i>						
	<i>credenza</i>	24/36	71¾	29	148	7.55	1
	<i>ped 2b1f</i>	18½	15½	27½	58	5.50	1
	<i>return</i>	24	42	29	78	3.61	1
<b>RU-217R</b>	<i>right</i>						
	<i>credenza</i>	24/36	71¾	29	148	7.55	1
	<i>ped 2b1f</i>	18½	15½	27½	58	5.50	1
	<i>return</i>	24	42	29	78	3.61	1
<b>RU-218L</b>	<i>left</i>						
	<i>credenza</i>	24/36	71¾	29	148	7.55	1
	<i>ped 2b1f</i>	18½	15½	27½	58	5.50	1
	<i>return</i>	24	48	29	82	4.03	1
<b>RU-218R</b>	<i>right</i>						
	<i>credenza</i>	24/36	71¾	29	148	7.55	1
	<i>ped 2b1f</i>	18½	15½	27½	58	5.50	1
	<i>return</i>	24	48	29	82	4.03	1

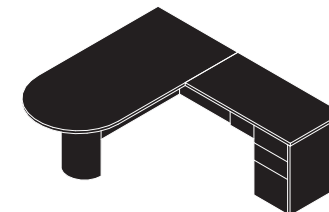
# CHERRYMAN

## Ruby Collection

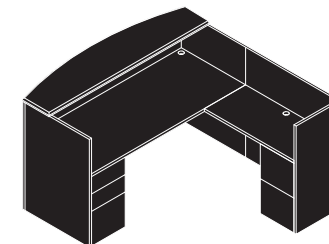


L-Desk, P-Shape  
right variation shown

Product Code		D	W	H	Weight lbs.	Cubic ft.	Cartons
<b>RU-219L</b>	<i>left</i>						
	<i>desk</i>	36/42	71¾	29	161	11.74	2
	<i>return</i>	24	42	29	78	3.61	1
	<i>ped 2b1f</i>	18½	15½	27½	58	5.50	1
<b>RU-219R</b>	<i>right</i>						
	<i>desk</i>	36/42	71¾	29	161	11.74	2
	<i>return</i>	24	42	29	78	3.61	1
	<i>ped 2b1f</i>	18½	15½	27½	58	5.50	1
<b>RU-220L</b>	<i>left</i>						
	<i>desk</i>	36/42	71¾	29	161	11.74	2
	<i>return</i>	24	48	29	82	4.03	1
	<i>ped 2b1f</i>	18½	15½	27½	58	5.50	1
<b>RU-220R</b>	<i>right</i>						
	<i>desk</i>	36/42	71¾	29	161	11.74	2
	<i>return</i>	24	48	29	82	4.03	1
	<i>ped 2b1f</i>	18½	15½	27½	58	5.50	1
<b>RU-221N</b>	<i>left or right</i>						
	<i>desk</i>	36	71¾	29	151	10.53	2
	<i>return</i>	24	42	29	78	3.61	1
	<i>ped 2b1f</i>	18½	15½	27½	58	5.50	1
<b>RU-222N</b>	<i>left or right</i>						
	<i>desk</i>	36	71¾	29	151	10.53	2
	<i>return</i>	24	48	29	82	4.03	1
	<i>ped 2b1f</i>	18½	15½	27½	58	5.50	1
<b>RU-223N</b>	<i>left or right</i>						
	<i>desk</i>	30/36	71¾	43	251	9.81	1
	<i>ped 2b1f</i>	24½	15	27½	71	7.21	1
	<i>return</i>	22	42	43	99	4.18	1
	<i>ped 2f</i>	18½	15½	27½	58	5.50	1



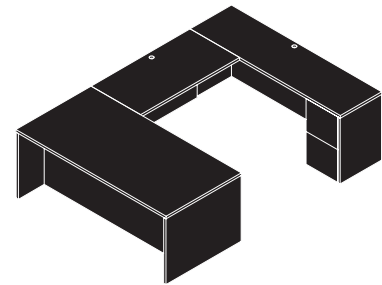
L-Desk, Bullet Shape  
non-handed



L-Desk, Bowfront, Reception  
Wood Transaction Shelf  
non-handed

# CHERRYMAN

## Ruby Collection



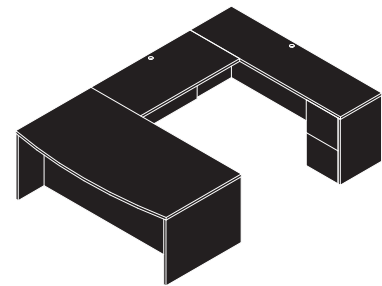
U-Desk. Rectangular  
non-handed

Product Code	D	W	H	Weight lbs.	Cubic ft.	Cartons
<b>RU-224N</b>	<i>left or right</i>					
<i>desk</i>	36	71¾	29	179	7.55	1
<i>ped 2b1f</i>	24½	15½	27½	71	7.21	1
<i>bridge</i>	24	42	29	57	2.90	1
<i>credenza</i>	20	71¾	29	114	5.89	1
<i>ped 2f</i>	18½	15½	27½	56	5.50	1

<b>RU-225N</b>	<i>left or right</i>					
<i>desk</i>	36	71¾	29	179	7.55	1
<i>ped 2b1f</i>	24½	15½	27½	71	7.21	1
<i>bridge</i>	24	48	29	66	2.98	1
<i>credenza</i>	20	71¾	29	114	5.89	1
<i>ped 2f</i>	18½	15½	27½	56	5.50	1

<b>RU-226N</b>	<i>left or right</i>					
<i>desk</i>	36	71¾	29	180	8.20	1
<i>ped 2b1f</i>	24½	15½	27½	71	7.21	1
<i>bridge</i>	24	42	29	57	2.90	1
<i>credenza</i>	20	71¾	29	114	5.89	1
<i>ped 2f</i>	18½	34⅝	27½	94	13.38	1

<b>RU-227N</b>	<i>left or right</i>					
<i>desk</i>	36	71¾	29	180	8.20	1
<i>ped 2b1f</i>	24½	15½	27½	71	7.21	1
<i>bridge</i>	24	48	29	66	2.98	1
<i>credenza</i>	20	71¾	29	114	5.89	1
<i>ped 2f</i>	18½	34⅝	27½	94	13.38	1



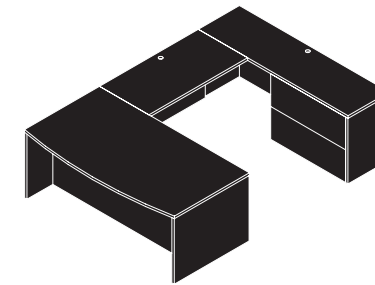
U-Desk. Bowfront  
non-handed

<b>RU-228N</b>	<i>left or right</i>					
<i>desk</i>	35¾/39	71¾	29	180	8.20	1
<i>ped 2b1f</i>	24½	15½	27½	71	7.21	1
<i>bridge</i>	24	42	29	57	2.90	1
<i>credenza</i>	20	71¾	29	114	5.89	1
<i>ped 2f</i>	18½	15½	27½	56	5.50	1

<b>RU-229N</b>	<i>left or right</i>					
<i>desk</i>	35¾/39	71¾	29	180	8.20	1
<i>ped 2b1f</i>	24½	15½	27½	71	7.21	1
<i>bridge</i>	24	48	29	66	2.98	1
<i>credenza</i>	20	71¾	29	114	5.89	1
<i>ped 2f</i>	18½	15½	27½	56	5.50	1

# CHERRYMAN

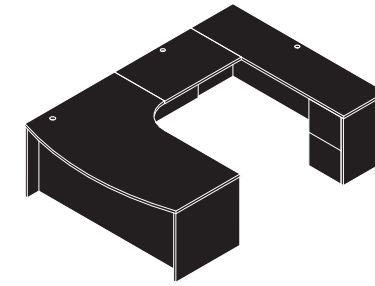
## Ruby Collection



U-Desk. Bowfront  
non-handed

Product Code	D	W	H	Weight lbs.	Cubic ft.	Cartons
<b>RU-230N</b>	<i>left or right</i>					
<i>desk</i>	35¾/39	71¾	29	180	8.20	1
<i>ped 2b1f</i>	24½	15½	27½	71	7.21	1
<i>bridge</i>	24	42	29	57	2.90	1
<i>credenza</i>	20	71¾	29	114	5.89	1
<i>ped 2f</i>	18½	34⅝	27½	94	13.38	1

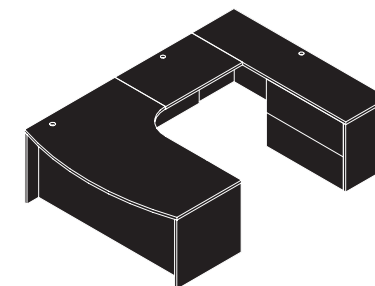
<b>RU-231N</b>	<i>left or right</i>					
<i>desk</i>	35¾/39	71¾	29	180	8.20	1
<i>ped 2b1f</i>	24½	15½	27½	71	7.21	1
<i>bridge</i>	24	48	29	66	2.98	1
<i>credenza</i>	20	71¾	29	114	5.89	1
<i>ped 2f</i>	18½	34⅝	27½	94	13.38	1



U-Desk. Bowfront CC  
right variation shown

<b>RU-232L</b>	<i>left</i>					
<i>desk</i>	30/42	71¾	29	178	9.86	1
<i>ped 2b1f</i>	24½	15½	27½	71	7.21	1
<i>bridge</i>	24	36	29	49	2.35	1
<i>credenza</i>	20	71¾	29	114	5.89	1
<i>ped 2f</i>	18½	15½	27½	56	5.50	1

<b>RU-232R</b>	<i>right</i>					
<i>desk</i>	30/42	71¾	29	178	9.86	1
<i>ped 2b1f</i>	24½	15½	27½	71	7.21	1
<i>bridge</i>	24	36	29	49	2.35	1
<i>credenza</i>	20	71¾	29	114	5.89	1
<i>ped 2f</i>	18½	15½	27½	56	5.50	1



U-Desk. Bowfront CC  
right variation shown

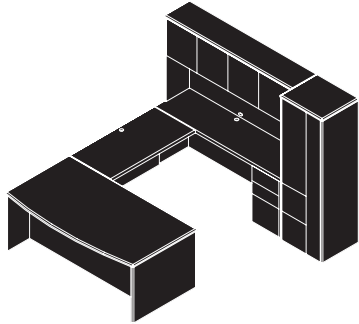
<b>RU-234L</b>	<i>left</i>					
<i>desk</i>	30/42	71¾	29	178	9.86	1
<i>ped 2b1f</i>	24½	15½	27½	71	7.21	1
<i>bridge</i>	24	36	29	49	2.35	1
<i>credenza</i>	20	71¾	29	114	5.89	1
<i>ped 2f</i>	18½	34⅝	27½	94	13.38	1

<b>RU-234R</b>	<i>right</i>					
<i>desk</i>	30/42	71¾	29	178	9.86	1
<i>ped 2b1f</i>	24½	15½	27½	71	7.21	1
<i>bridge</i>	24	36	29	49	2.35	1
<i>credenza</i>	20	71¾	29	114	5.89	1
<i>ped 2f</i>	18½	34⅝	27½	94	13.38	1



# CHERRYMAN

## Ruby Collection



U-Desk. Configuration  
non-handed

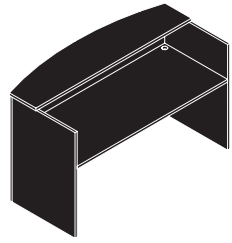
Product Code	D	W	H	Weight lbs.	Cubic ft.	Cartons
<b>RU-245N</b>						
<i>left or right</i>						
<i>desk</i>	35¾/39	71¾	29	180	8.20	1
<i>ped 2b1f</i>	24½	15½	27½	71	7.21	1
<i>bridge</i>	24	48	29	66	2.98	1
<i>credenza</i>	20	71¾	29	114	5.89	1
<i>hutch</i>	14	71½	42	165	29.62	1
<i>ped 2b1f</i>	18½	15½	27½	58	5.50	1
<i>wardrobe</i>	24	26	70	246	31.57	1



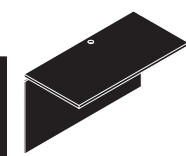
# CHERRYMAN

## Ruby Collection


Product Code	D	W	H	Weight lbs.	Cubic ft.	Cartons
<b>R122</b> <i>left or right</i>	30/36	71¾	43	251	9.81	1



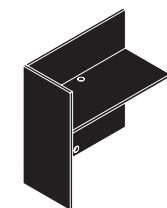
Desk. Bowfront. Reception. Shell  
Wood Transaction Shelf



Bridge  
*non-handed*



Return. Shell  
*non-handed*



Return. Shell. Reception  
*non-handed*

<b>R623</b> <i>left or right</i>	24	36	29	49	2.35	1
----------------------------------	----	----	----	----	------	---

<b>R923</b> <i>left or right</i>	24	42	29	57	2.9	1
----------------------------------	----	----	----	----	-----	---

<b>R823</b> <i>left or right</i>	24	48	29	66	2.98	1
----------------------------------	----	----	----	----	------	---

<b>R324</b> <i>left or right</i>	24	36	29	67	3.12	1
----------------------------------	----	----	----	----	------	---

<b>R924</b> <i>left or right</i>	24	42	29	78	3.61	1
----------------------------------	----	----	----	----	------	---

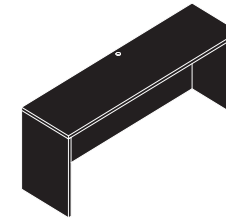
<b>R824</b> <i>left or right</i>	24	48	29	82	4.03	1
----------------------------------	----	----	----	----	------	---

<b>R124</b> <i>left or right</i>	20	42	43	99	4.18	1
----------------------------------	----	----	----	----	------	---

# CHERRYMAN

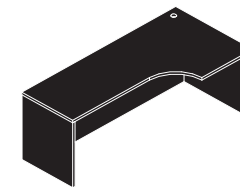
## Ruby Collection

Product Code	D	W	H	Weight lbs.	Cubic ft.	Cartons
<b>R925</b> <i>left or right</i>	20	66	29	104	5.45	1



Credenza. Rectangular. Shell

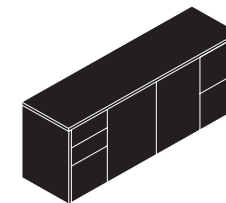
<b>R825</b> <i>left or right</i>	20	71¾	29	114	5.89	1
----------------------------------	----	-----	----	-----	------	---



Credenza. Rectangular CC. Shell  
*right variation shown (use right return for 'L', use left return for 'U')*

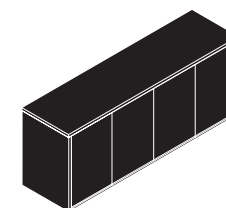
<b>R621</b> <i>left</i>	24/36	71¾	29	148	7.55	1
-------------------------	-------	-----	----	-----	------	---

<b>R622</b> <i>right</i>	24/36	71¾	29	148	7.55	1
--------------------------	-------	-----	----	-----	------	---



Credenza. Assembled. 2b1f / 2d / 2f

<b>R530</b>	20	71¾	30	239	29.56	1
-------------	----	-----	----	-----	-------	---



Credenza. Assembled. 4D

<b>R580</b>	20	71¾	30	208	29.67	1
-------------	----	-----	----	-----	-------	---



Storage. Ped for Desk. Assembled. 2b1f

<b>R831</b>	24½	15½	27½	71	7.21	1
-------------	-----	-----	-----	----	------	---









Storage. Ped for Desk. Assembled. 2f

<b>R832</b>	24½	15½	27½	67	7.21	1
-------------	-----	-----	-----	----	------	---

# CHERRYMAN

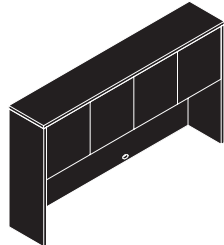

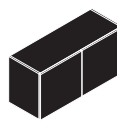
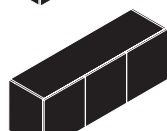


## Ruby Collection

	Product Code	D	W	H	Weight lbs.	Cubic ft.	Cartons
	<b>R834</b>	18½	15½	27½	58	5.5	1
Storage. Ped for Credenza / Return. Assembled. 2b1f							
	<b>R833</b>	18½	15½	27½	56	5.5	1
Storage. Ped for Credenza / Return. Assembled. 2f							
	<b>R835</b>	18½	34⅝	27½	94	13.38	1
Storage. Lat for Credenza / Return. Assembled. 2f							
	<b>R838</b>	18½	30	27½	117	12.29	1
Storage. Lat for Credenza / Return. Assembled. 2b/2f							
	<b>R540</b>	20	36¾	29	113	15.76	1
Storage. Lat. Free Standing. Assembled. 2d							
	<b>R827</b>	20	36¾	29	139	15.6	1
Storage. Lat. Free Standing. Assembled. 2f							

Ruby

# CHERRYMAN

## Ruby Collection

	Product Code	D	W	H	Weight lbs.	Cubic ft.	Cartons
	<b>R926</b>	15	66	42	153	28.07	1
Storage. Hutch. Assembled							
	<b>R828</b>	14	36	42	100	4.77	1
Storage. Hutch. Open							
	<b>R100</b>	15	36	17	57	6.86	1
Storage. Wall Mount. Assembled							
	<b>R200</b>	15	48	17	74	9.10	1
Storage. Wall Mount. Assembled							
	<b>R828</b>	14	36	42	100	4.77	1
Storage. Bookcase. 2 Shelf							
	<b>R829</b>	14	36	70	155	7.84	1
Storage. Bookcase. 4 Shelf							

see Build to Order Program  
for details

# CHERRYMAN

## Ruby Collection



Storage. Vertical. Wardrobe Combo. Assembled. 2d/2f

Product Code	D	W	H	Weight lbs.	Cubic ft.	Cartons
<b>R560</b>	24	26	70	246	31.57	1

Ruby



Table. Conference. Round

<b>RU-247N</b>	42	42	29	89	11.96	2
<b>RU-248N</b>	48	48	29	107	16.11	2



Table. Conference. Racetrack

<b>RU-249N</b>	36	72	29	144	14.10	3
<b>RU-250N</b>	42	96	29	209	20.86	3

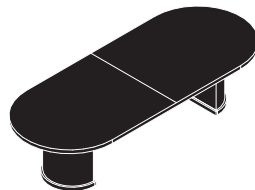


Table. Conference. Racetrack

<b>RU-251N</b>	48	120	29	274	22.37	3
<b>RU-252N</b>	48	144	29	319	24.22	3




Table. Conference. Racetrack

<b>RU-253N</b>	48	168	29	366	34.26	4
----------------	----	-----	----	-----	-------	---

# CHERRYMAN

## Ruby Collection



Table. Occasional. Square

Product Code	D	W	H	Weight lbs.	Cubic ft.	Cartons
<b>R131</b>	24	24	20	44	1.80	1

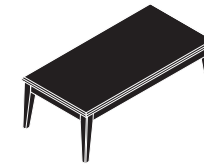


Table. Occasional. Rectangular

<b>R132</b>	24	48	16	64	3.60	1
-------------	----	----	----	----	------	---



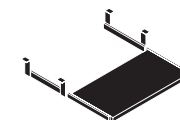
Chair. Guest. Slat Back  
*seat requires attachment*

<b>CHAIR-01</b>	23	23	32.5	21	5.10	<i>Up to 4 pcs per carton</i>
-----------------	----	----	------	----	------	-------------------------------



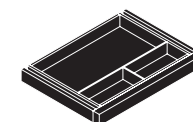
Chair. Guest. Upholstered Back  
*seat requires attachment*

<b>CHAIR-21</b>	23	23	32.5	21	5.10	<i>Up to 4 pcs per carton</i>
-----------------	----	----	------	----	------	-------------------------------



Accessory. Keyboard Slide

<b>R510</b>	12	26	1/2	12	0.96	1
-------------	----	----	-----	----	------	---



Accessory. Drawer. Center

<b>R830</b>	14	20	2	7	0.61	1
-------------	----	----	---	---	------	---




Accessory. Presentation Board

<b>R120</b>	4 3/4	48	48	135	8.83	1
-------------	-------	----	----	-----	------	---

# CHERRYMAN

## Ruby Collection



Product Code	D	W	H	Weight lbs.	Cubic ft.	Cartons
<b>R102</b> <i>for R926 only</i>	1½	60¾	16¾	9	0.86	1
<b>R101</b> <i>for R826 only</i>	1½	66½	16¾	10	0.94	1

Accessory. Tack Board. Gray  
to be used with hutches only

Ruby